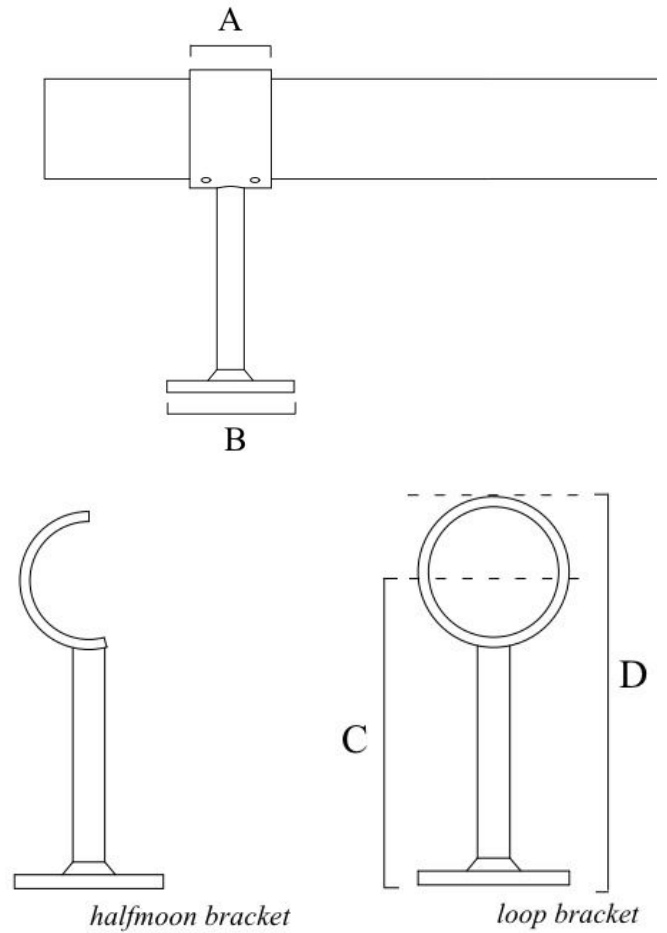


1.5” DIA Lucite Curtain Rod



ITEM	A	B	C	D
brackets	1.15”	1.75”	3.62”	4.5”

HARDWARE FINISHES	BRACKETING	ALSO INCLUDES
polished brass	2 Brackets: 36” - 60”	oval head #8 wood screws (2 per bracket) ***** finials and rings are sold separately
satin brass	3 Brackets: 61” - 108”	
polished nickel	4* or 5 Brackets: 109” - 192”	
satin nickel	*curtains cannot fully draw	

CARE INSTRUCTIONS

- ❖ Brass and Nickel: Use a non-abrasive brass polish such as Brasso wadding or Nevrr-Dull wadding.
- ❖ Lucite: Dish soap and water.

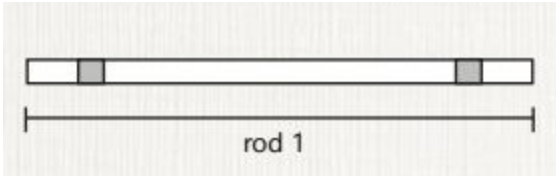


BRACKETING DIAGRAM 1.5" DIA

Rods 36 inches - 60 inches

Placement A.1

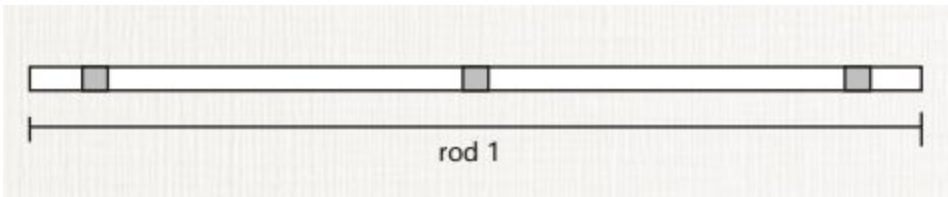
2 loop brackets and 1 rod



Rods 61 inches - 96 inches

Placement B.1

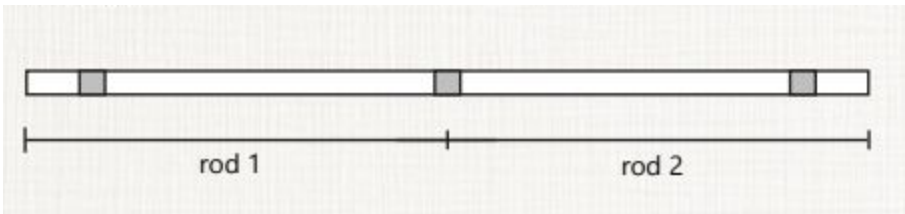
3 loop brackets and 1 rod



Rods 97 inches - 108 inches

Placement B.2

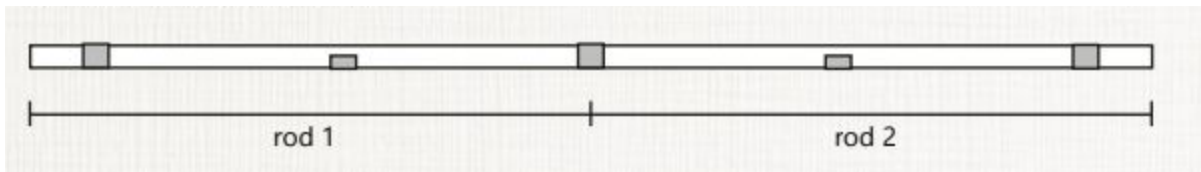
3 loop brackets and 2 rod



Rods 109 inches - 192 inches

Placement C.1 *

3 loop brackets, 2 halfmoon brackets and 2 rods

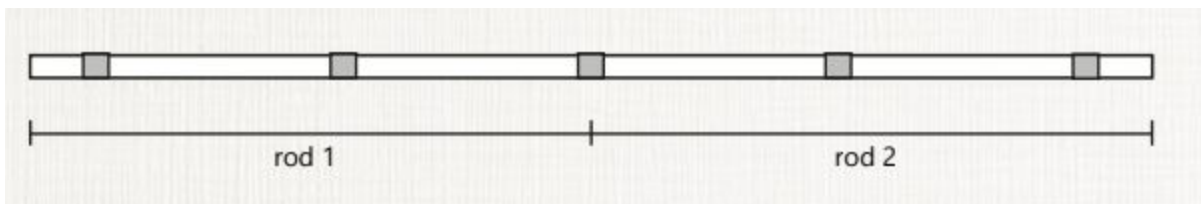


** This option allows for curtains to fully draw if paired with C rings.*

Any part of the curtain that needs to bypass a halfmoon bracket needs a c ring, the remaining rings should be full rings (typically a 50/50 ratio).

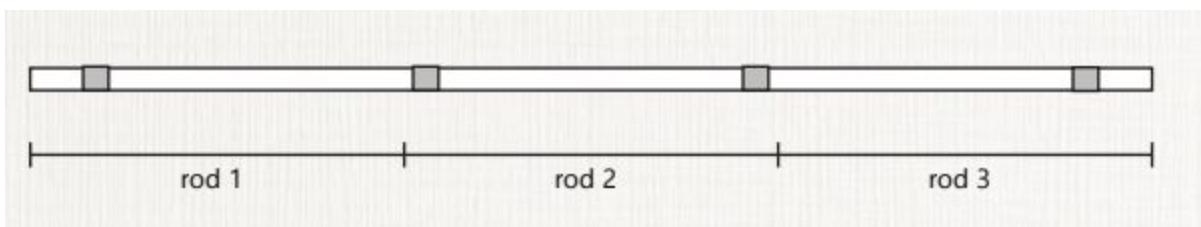
Placement C.2 **

5 loop brackets and 2 rods



Placement C.3 **

4 loop brackets and 3 rods



*** Curtains cannot fully draw*